


the complete range of solution



the complete range of solution



Mfg : Hydraulic Shearing Machine, NC Press brake Machine,
Hydraulic Bending Machine, CNC Press Brake Machine,
"H" Press Machine, "C" Press Machine, All Hydraulic Machinery Servicing .



Amrendra Singh 9726630636

Bakrol Branch : Plot No.20, Suvarnbhumi Industrial Park, B/h. Shiv Hospital,
Kujad Bakrol Road, Ahmedabad-382210 M.: +91 95861 56836, 83209 33832.
E-mail : devmachinery4558@gmail.com, Website : devhydraulicmachinery.com

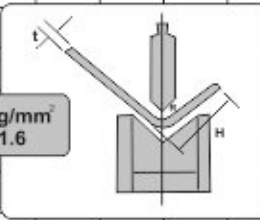


Amrendra Singh
9726630636

Bakrol Branch : Plot No.20, Suvarnbhumi Industrial Park, B/h. Shiv Hospital,
Kujad Bakrol Road, Ahmedabad-382210 M.: +91 95861 56836, 83209 33832.
E-mail : devmachinery4558@gmail.com, Website : devhydraulicmachinery.com

I/W	4	8	12	16	20	24	32	40	48	65	80	96	120	150	180	200	250	300
H(min)	3	6	8.5	11.5	14.5	17	23	29	34	46	57	68	85	110	130	145	180	215
R(min)	0.6	1.3	2	2.5	3.3	4	5.3	6.7	8	10.5	13.5	16	20	25	30	33	42	50
0.5	4	2																
1	19	8	5															
1.5		19	12	8	7													
2		38	22	16	12	10												
2.5			37	26	20	17	12											
3			56	36	28	24	17	14	11									
4				74	56	44	32	25	20	16								
5					75	50	40	33	24	19								
6						77	57	48	35	27	23							
8							112	86	64	50	41	33						
10								150	100	80	60	51	43					
12									155	105	96	77	62	51				
15										180	150	120	96	80	72			
18											200	160	128	107	96	77		
20												250	200	170	150	120	100	
22													296	250	220	178	150	

For SS U.T.S. 72 kg/mm²
Multiply Force by 1.6



The force required for air bending can be calculated from the following formula
Load, P = $\frac{K.L.S.t^2}{1000V}$ Metric Tones

STANDARD ACCESSORIES - HYD

- Electrical control panel with selection of 'AUTO', 'INCH' & 'SINGLE CYCLE AUTO1' mode operations
- Movable workstation with pair of foot switch
- Pair of lifting Sinks
- Pair of sheet support
- Fine stroke adjustment rod with limit switch.
- Front operated Manual back gauge with micro setting
- One suitable five way die & Punch of EN-8** (unhardened and ungrounded)
- Centralized lubrication system with flow control valves for adequate lubrication
- Ram tilting arrangement on selected models

STANDARD ACCESSORIES - NC

- Manual, Auto & Program mode selection through screen
- Two axis dedicated CYB TOUCH 6 controller with 5,7" colour touch screen
- 200 jobs X 24 bends program memory
- Movable workstation with pair of foot switch
- High-speed back gauge with AC Servo Drive, High Precision Ball screw, LM Guides & Timer belt
- Highly precise guided press brake scale for Y- axis positioning
- Pair of lifting links » Pair of sheet support
- One suitable five way die & Punch of EN-8** (unhardened and ungrounded)
- Centralized lubrication system with flow control valves for adequate lubrication
- Ram tilting arrangement on selected models

HYDRAULIC SHEARING MACHINES



The fastest & easiest Pre calibrated blade clearance setting for burr free cutting




Electrical panel is made from reputed brand components like SIEMENS / SCHNEIDER / BCH.



Sandwich type bolted i-box design for mounting of holding cylinder to facilities the maintenance



Conveniently located operating console for machine operations with individual buttons for all operations.



Four edge inter changeable top & bottom Hardened & grounded HCHCr Shearing Blade suitable for MS & SS cutting



Robust & accurate Backgauge supported by double hardened guides for long life.



Multi-step motorized back gauge with touch screen DRO from DELTA Taiwan.



Ball Transfer table for fast and smooth handling of sheet.

HYDRAULIC PRESS BRAKE

RANGE | 30 MT to 600 MT
LENGTH | 1250 mm to 8000 mm




► SALIENT FEATURES

- Suitable for complex job bending
- Quick changeover for sample production & mass production
- 5.7" Colour graphic LED backlight Screen
- Two axis automatic control-bending degree (Y Axis) 8-back gauge (X-Axis) program
- Multiple bends with different back gauge positions can be programmed
- 200 programs & 24 bends with individual back gauge positions in one program
- The back gauge position accuracy is 0.1mm
- Bend angle & depth mode program can be possible
- Programmable back gauge retraction
- Programmable angle correction & back gauge correction
- Programmable open Height on Each bend
- Job counter on screen
- Suitable for upgradation with special optional features

HYDRAULIC PRESS BRAKE



Unhardened & ungrounded multi "V" die and semi gooseneck Punch (Single / Segmented) for standard bending requirements. We also provide special tools suitable for complex & customized bending jobs.

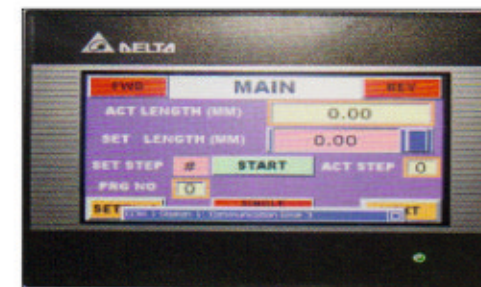


Rigid & accurate five piece adjustable guides with special wear resistant liners for guiding the ram travel. Centralized Lubrication system with progressive block for all moving parts



Front operated manual back gauge with two micro adjustment fingers is equipped with lead screws, double rod guides & Synchronized by chain drive. Motorised back gauge is optional.

OPTIONAL ACCESSORIES



Multistap DRO (DELTA)



Quick Release Clamp